







FOUNDATION CONVERSION CHART

 TIMEWISE 3D LIQUID	 TIMEWISE LIQUID (DISCONTINUED)	 MEDIUM COVERAGE (DISCONTINUED)	 MINERAL POWDER	 CC CREAM	 E.P. CREME TO POWDER	 PRESSED POWDER	 PERFECTING CONCEALER
IVORY C100	IVORY 1		IVORY .5	VERY LIGHT		IVORY 1	LIGHT IVORY
IVORY C110	IVORY 3	IVORY 105	IVORY .5 OR 1	VERY LIGHT		IVORY 1	DEEP IVORY
IVORY W120	NEW	IVORY 100	IVORY .5 OR 1	VERY LIGHT		IVORY 1	LIGHT IVORY
IVORY W130	IVORY 2/4/5	IVORY 200	IVORY 1	VERY LIGHT		IVORY 2	LIGHT IVORY
IVORY N140	IVORY 6	IVORY 104	IVORY 1	VERY LIGHT	IVORY 1	IVORY 2	DEEP IVORY
IVORY W150	NEW	BEIGE 300	IVORY 2/BEIGE 1	LIGHT TO MEDIUM		IVORY 2	DEEP IVORY
IVORY N160	IVORY 7		IVORY 2	LIGHT TO MEDIUM		IVORY 2	DEEP IVORY
BEIGE W100	BEIGE 2	BEIGE 400	IVORY 2/BEIGE 1	LIGHT TO MEDIUM	IVORY 2	BEIGE 1	DEEP BEIGE
BEIGE C110	IVORY 7/BEIGE 3	IVORY 204	IVORY 2/BEIGE .5	LIGHT TO MEDIUM	IVORY 3	BEIGE 1	DEEP IVORY
BEIGE C120	BEIGE 1	BEIGE 304	IVORY 2/BEIGE .5	LIGHT TO MEDIUM	IVORY 4	IVORY 2	LIGHT BEIGE
BEIGE C130	NEW		BEIGE 1	LIGHT TO MEDIUM		BEIGE 1	LIGHT BEIGE
BEIGE C140	NEW		BEIGE .5 OR 1.5	LIGHT TO MEDIUM		BEIGE 1	LIGHT BEIGE
BEIGE N150	BEIGE 4	BEIGE 404	BEIGE 1	MEDIUM TO DEEP		BEIGE 1	LIGHT BEIGE
BEIGE W160	NEW		BEIGE 1	MEDIUM TO DEEP		BEIGE 1	LIGHT BEIGE
BEIGE C170	NEW		BEIGE .5 OR 1.5	LIGHT TO MEDIUM	IVORY 5	BEIGE 1	LIGHT BEIGE
BEIGE W180	BEIGE 5	IVORY 202	BEIGE 1 OR 2	MEDIUM TO DEEP	BEIGE 1	BEIGE 2	DEEP BEIGE
BEIGE N190	BEIGE 6		BEIGE 2	MEDIUM TO DEEP		BEIGE 2	DEEP BEIGE
BEIGE N200	NEW	BEIGE 302	BEIGE 2	MEDIUM TO DEEP	BEIGE 2	BEIGE 2	DEEP BEIGE
BEIGE N210	BEIGE 7	BEIGE 402	BEIGE 2	MEDIUM TO DEEP	BEIGE 3	BEIGE 2	DEEP BEIGE
BEIGE C220	BEIGE 8		BEIGE 2	MEDIUM TO DEEP	BEIGE 4	BEIGE 2	DEEP BEIGE
BRONZE W100	NEW		BEIGE 2	DEEP	BEIGE 5	BEIGE 2	DEEP BEIGE
BRONZE W110	NEW		BEIGE 2/BRONZE 1	DEEP		BRONZE 1	LIGHT BRONZE
BRONZE W120	BRONZE 1	BRONZE 500	BRONZE 1	DEEP	BEIGE 6	BRONZE 1	LIGHT BRONZE
BRONZE W130	NEW		BRONZE 1	DEEP		BRONZE 1	LIGHT BRONZE
BRONZE W140	BRONZE 2	BRONZE 504	BRONZE 2	DEEP	BRONZE 1	BRONZE 1	LIGHT BRONZE
BRONZE W150	BRONZE 3	BRONZE 507	BRONZE 4	DEEP		BRONZE 1	DEEP BRONZE
BRONZE C160	BRONZE 4/5	BRONZE 607	BRONZE 4	DEEP	BRONZE 2	BRONZE 1	DEEP BRONZE
BRONZE C170	BRONZE 6/7/8	BZ 600/708/808	BRONZE 5	VERY DEEP	BRONZE 3/4	BRONZE 2	DEEP BRONZE
BRONZE C180	NEW		BRONZE 5	VERY DEEP	BRONZE 5	BRONZE 2	DEEP BRONZE

FIND HER UNDERTONE.

Ask how her skin responds to the sun.

COOL

If she burns or turns red easily in the sun.
If skin tone stays the same all year.

NEUTRAL

If she sometimes burns, but her skin tone deepens afterwards.

WARM

If she rarely burns.
If skin tone deepens in the summer.

BRONZE W 140

- SHADE *Ivory, Beige, Bronze*
- UNDERTONE *Cool, Neutral, Warm*
- INTENSITY *Depth of shade, which can change due to sun exposure.*